



2023 Headlines

Responses:



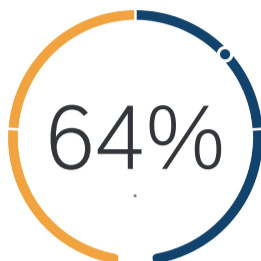
The 2023 Civil Service People Survey ran from 19 September to 23 October. 356,715 people, from 103 Civil Service organisations, completed the survey; giving us an overall response rate of 65%. In this page you will find your Employee Engagement Index, the nine Core Theme Scores, and the Discrimination, Bullying and Harassment rates.

The scores are presented in the following order: your percent positive theme score first (in blue), then your percent neutral (in grey), and at the

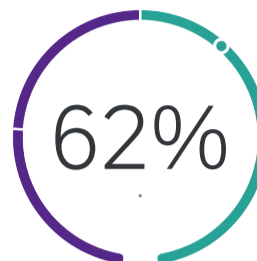
305

Your Employee Engagement Index - 2023 vs 2022

Your 2023 Employment Engagement Index.



Your 2022 Employment Engagement Index.



Core Themes

My Work Theme Score

83 %



vs 2022



1

Organisational Objectives and Purpose Theme Score

85 %



vs 2022



5

My Manager Theme Score

83 %



vs 2022



9

My Team Theme Score

84 %



vs 2022



6

Learning and Development Theme Score

51 %



vs 2022



3

Inclusion and Fair Treatment Theme Score

81 %



vs 2022



2

Resources and Workload Theme Score

77 %




vs 2022



4

Pay and Benefits Theme Score

34 %



vs 2022



10

Leadership and Managing Change Theme Score

59 %



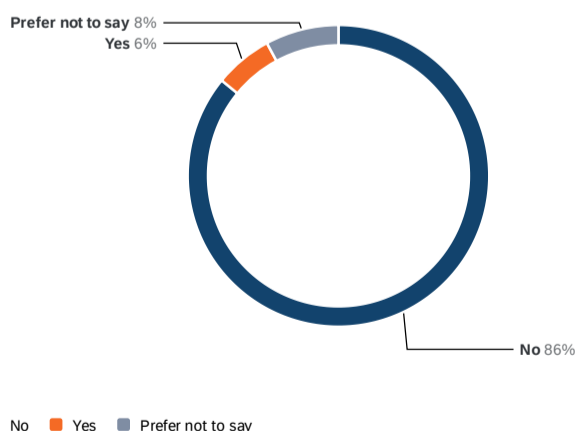
vs 2022



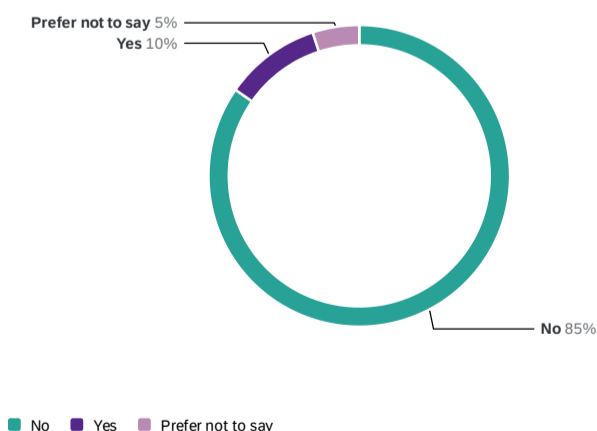
2

Discrimination, Bullying and Harassment - 2023 vs 2022

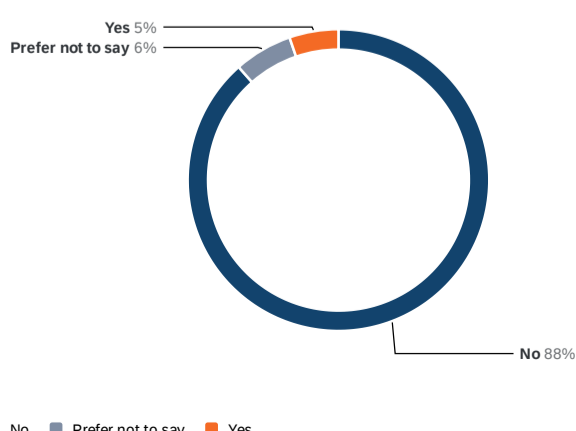
2023 Discriminated against grouped



2022 Discriminated against grouped



2023 Bullied and or Harassed grouped



2022 Bullied and or Harassed grouped

